

Vespin® Close Coupled Toilet, 1.6GPF

FEATURES

- G-Max® flushing system, low consumption (1.6GPF/6.0LPF)
- Optional SanaGloss® ceramic glaze - SanaGloss glaze prevents debris, mold and bacteria from sticking to ceramic surfaces, leading to fewer chemicals and less water in cleaning.
- Close coupled decorative high profile skirted toilet
- Elongated front bowl and tank set, less seat
- Color matched trip lever
- 12" Unifit rough-in, less supply (included)

MODELS

- CST764SG - With SanaGloss ceramic glaze
- CST764S - Less SanaGloss

COMPONENTS

- CT764SG
Elongated bowl with SanaGloss
- CT764S
Elongated bowl less SanaGloss
- ST707S
Tank and cover only
- SS204 SoftClose® seat (sold separately)
- SS114 SoftClose® seat (sold separately)
- TSU01W.10 - 10" Unifit rough-in (sold separately)
- TSU01W.14 - 14" Unifit rough-in (sold separately)

COLORS/FINISHES

- Standard
#01 Cotton
#03 Bone
#11 Colonial White
#12 Sedona Beige
#51 Ebony

PRODUCT SPECIFICATION

The two-piece G-Max flushing system toilet shall be 1.6GPF/6.0LPF. Toilet shall have high-profile tank, elongated front bowl and color matched/chrome trip lever. Toilet shall be TOTO Model CST764S_____.



SanaGloss

G-MAX
FLUSHING SYSTEM BY TOTO®

CODES/STANDARDS

- Meets and exceeds ASME A112.19.2/CSA B45.1
- Certifications: IAPMO(cUPC), State of Massachusetts, City of Los Angeles, and others
- Code compliance: UPC, IPC, NSPC, NPC Canada, and others



CST764SG

Vespin® Close Coupled Toilet, 1.6GPF/6.0 GPF

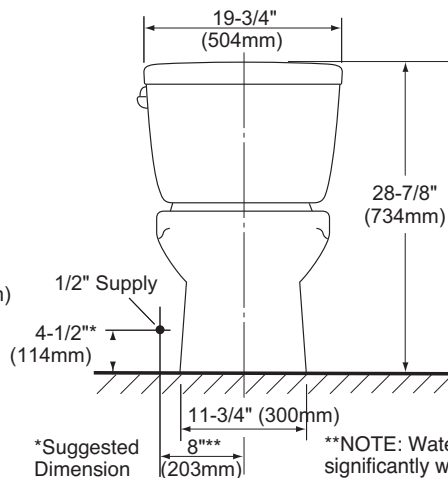
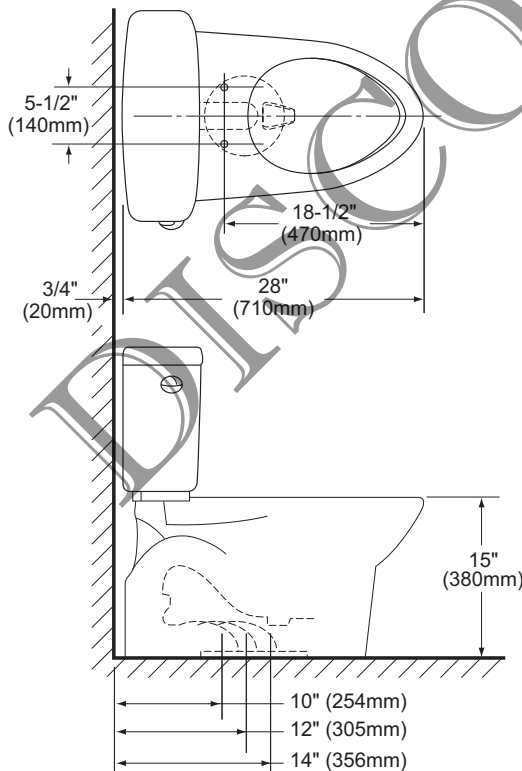
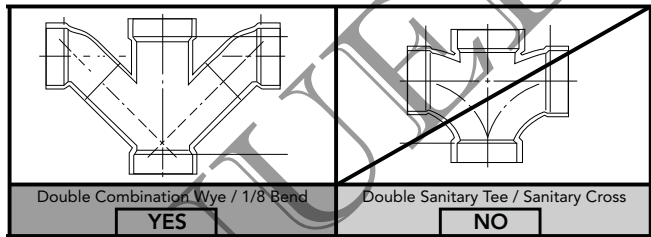
SPECIFICATIONS

- Water Use 1.6 GPF/6.0LPF
- Flush System G-Max
- Min. Water Pressure 8 psi (static)
- Water Surface 10-1/4" x 8-1/4"
- Trap Diameter 2-1/16"
- Rough-in 12" (10" & 14" available)
- Trap Seal 2-1/2"
- Warranty One Year Limited Warranty
- Material Vitreous china
- Shipping Weight CT764S(G) - 84lbs
ST707S - 40lbs
- Shipping Dimensions CT764S(G)
30-1/8" L x 16-3/4" W x 22" H

ST707S
20-1/8" L x 8-1/4" W
x 15-1/2" H

INSTALLATION NOTES

Back-to-Back Toilet Installations:
TOTO recommends the use of a nationally listed, double sanitary tee-wye only, in vertical waste stacks, in accordance with the stipulations noted in the majority of nationally recognized plumbing codes.



TOTO

These dimensions and specifications are subject to change without notice